

ADA MOTOR

mm

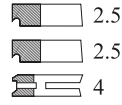
WESTINGHOUSE

Kompressor 79 P 4/187 P 4

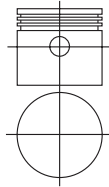
Cyl.
1

27
54

15
46



60.00



Std. 0.50 1.00

10 8834

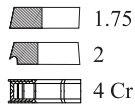
12 8818

Kompressor HDR, HDS
1979-

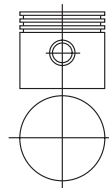
Cyl.
1

35
65

15
46





75.00



Std. 0.50

10 8837

12 8820



ADA MOTOR

mm

WESTINGHOUSE

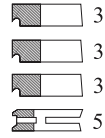
Kompressor

29 P, 30 P, 36 P, 37 P, 38 P, 40 P, 43 P,
46 P, 49 P, 50 P, 52 P, 53 P, 54 P, 67 P,
129 P, 136 P, 137 P, 236 P, 237 P, 337 P

Cyl.
1/2

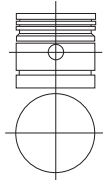
35
65

15
66



75.00

PRP



Std. 0.50 1.00

10 8843

12 8821

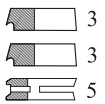
Kompressor

29 P, 30 P, 36 P, 37 P, 38 P, 40 P, 43 P,
46 P, 49 P, 50 P, 52 P, 53 P, 54 P, 67 P,
129 P, 136 P, 137 P, 236 P, 237 P, 337 P

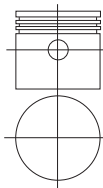
Cyl.
1/2

35
65

15
46



75.00





Std. 0.50 1.00

10 8844

12 8823

W



ADA MOTOR

mm




WESTINGHOUSE

**Kompressor 15 W 37, WB 31
Kompressor 15 W 37, WB 15**

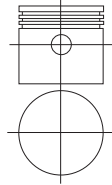
Cyl.
2
75.00

32.156
52.781

15.87
60.5

 2.38
 2.38
 3.947

Std. 0.25 0.50 1.00
10 8845
12 8825






**Kompressor, 411 010, 411 012,
411 026, 411 034, 411 043, 411 510**
1965-

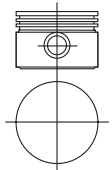
Cyl.
1/2
90.00



37
67

20
60

 2.5
 2.5
 4

Std. 0.50 1.00
10 8842
12 8824





ADA MOTOR

mm




WESTINGHOUSE

Kompressor NDR
05.1981-

Cyl.
1/2
90.00

32
62

20
60

 2.5
 2.5
 4

Std. 0.50 1.00
10 8838
12 8822

