




	Cylinder			Type	qpr Ref. No.	Size
	Diameter mm.	Number				
<b>MAN</b>						
Compressor,	90,0	2	2,50 2,50 4,00	542 542 563	<b>A50302.00</b> <b>A50302.05</b>	STD 0,50
Engine D 9532, 1,8 Ltr. Traktor 2 L1/2 L2/2 L3	95,0	2	3,00 3,00 3,00 5,00	512 CR 512 542 563 CR	<b>A50307.00</b>	STD
Engine 712.03-04-07, 3,3 Ltr. 270/470/475/485/570/585/685/785	98,0	4	3,00 2,50 4,50	533 CR 522 563 CR	<b>A50305.00</b>	STD
Engine D 0022, Engine D 0024, Engine D 0026,  4 R 2-4 S 2-415-520-626-6.90 FK-8.90 K /8.136 FK-9.136-FK-10.136 FK	100,0	2 4 6	2,50	512 CR	<b>A50310.00</b>	STD
			2,50 2,50 5,00	522 522 563 CR		
Engine 720.05/.08, 3,6 Ltr. 6.90/7.90	102,0	4	3,00 2,50 5,00	533 CR 522 563 CR	<b>A50318.00</b>	STD
Engine D 0224 M/MF/ME, 3,8 Ltr. Engine D 0226 M/MF/ME/MFO/MH/ MFM/MFA, 5,7 Ltr.  6.90/8.90/8.136/9.136/10.136/ 11.136/12.136/14.136/17136	102,0	4 6	2,50	512 IFCR	<b>A50324.00</b>	STD
			2,50 4,00	543 563 CR		
Engine D 0226 MTE/MTXEMK/MKF/ML/ MLE/MKH, 5,7 Ltr.  12.170/12.192/14.170/14.192/ 17.170/17.192	102,0	6	3,00 2,50 4,00	533 CR 543 563 CR	<b>A50306.00</b>	STD

	Cylinder			Type	qpr Ref. No.	Size
	Diameter mm.	Number				
<b>MAN</b>						
Engine D 0824 GF, 4,6 Ltr. Engine D 0826 F/GF/OH, 6,9 Ltr.  F 90/G 90/M 90/6100 FK/9.150 FK/ 10.150 FK	108,0	4 6	2,50 2,50 4,00	512 CR 522 563 CR	<b>A50315.00</b>	STD
Engine D 0824, 4,6 Ltr. Engine D 0826, 6,9 Ltr.  8.153F/17.232	108,0	4 6	3,00 2,50 4,00	533 CR 522 563 CR	<b>A50323.00</b>	STD
Engine D 0836/D 0846, 6,9 Ltr.  8.156/8.160/9.156/9.160/13.168/ 15.168/16.168	108,0	6	2,50 2,50 5,00	512 CR 522 563 CR	<b>A50329.00</b>	STD
Engine D 2146,	121,0	6	3,50 3,00 3,00 5,50	512 CR 522 542 563 CR	<b>A50336.00</b>	STD
Engine D 2146/D 2156, 10,4 Ltr.  9.192/831/190/13.256/10.215/E 110	121,0	6	3,50 3,00 3,00 5,50	533 CR 522 542 563 CR	<b>A50312.00</b>	STD
Engine D 2356, 10,7 Ltr.  10.230/12.230/13.230/16.230/ 19.230/22.230/30.230/SG 192	123,0	6	3,50 3,00 3,00 5,50	533 CR 522 542 563 CR	<b>A50317.00</b>	STD
Engine D 2366,	123,0	6	3,50 3,00 4,00	533 CR 522 563 CR	<b>A50333.00</b>	STD
Engine D 2565, 9,5 Ltr. Engine D 2566, 11,4 Ltr.  19.280/19.281/19.321/20.281/ 20.321/22.280/22.281/22.321/ 26.280/26.281/26.321/30.280/ 30.281/30.321/32.281/32.321/	125,0	5 6	3,50 3,00 5,00	533 CR 512 563 CR	<b>A50334.00</b>	STD

	Cylinder			Type	qpr Ref. No.	Size
	Diameter mm.	Number				
<b>MAN</b>						
Engine D 2555/D 2565, 9,2 Ltr. Engine D 2556/D 2566, 11 Ltr.  11.168/13.168/13.192/14.168/ 14.192/15.168/15.192/16.168/ 16.192/19.192/22.192/192/200/ 220/240/15.200/15.240/16.200/ 16.240/19.200/19.240/22.240/ 26.240/30.240/SL 200/SD 200	125,0	5 6	3,00 3,00 5,00	533 CR 512 563 CR	A50309.00 A50309.05	STD 0,50
Engine D 2538 MT-MTE-MTH, 15,9 Ltr. Engine D 2530 MTE-MTXF, 12,8 Ltr.	125,0	8 10	3,00 3,00 3,00 5,00	533 CR 522 542 563 CR	A50313.00	STD
Engine D 2548 MT/MTF, 14 Ltr. Engine D 2540 MT/MTE/MTF/MLE, 17,4 Ltr. Engine D 2542 MTE/MLE, 20,9 Ltr.	125,0	8 10 12	3,50 3,00 3,00 5,00	533 CR 512 IF 543 563 CR	A50322.00	STD
Engine D 2548 MT-MTF, 14 Ltr. Engine D 2540 MT, 17,4 Ltr. Engine D 2542 MTE-MTF, 20,9 Ltr.	125,0	8 10 12	3,50 3,00 3,00 5,00	533 CR 522 543 563 CR	A50325.00	STD
Engine D 2865, 10,0 Ltr. Engine D 2866, 12,0 Ltr.	128,0	6 6	3,50 3,00 5,00	533 CR 543 563 CR	A50303.00	STD
Engine D 2858, 15,5 Ltr.  13.304/16.304/22.304	128,0	8	3,50 3,00 3,00 5,50	533 CR 522 543 563 CR	A50304.00	STD
Engine D 2848 M-MH-TF, Engine D 2840 MF-MH-ME, Engine D 2842 ME-E,  26.365/32.365/40.365	128,0	8 10 12	3,50 3,00 5,50	533 CR 543 563 CR	A50308.00	STD