

ADA MOTOR

mm




SEAT

Motor DG
843 ccm, 25 kW (34 PS), 8:1
Vehicle 133, 1974-

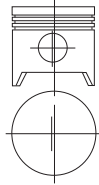
Cyl.
4
65.00

32.50
63.00

20
54

 1.75 Cr
 2
 3.947 Cr

Std. 0.40 0.60 1.00
10 8136
12 8113






Motor
903 ccm, 29.5 kW (40 PS), 8.5:1
Vehicle Marbella L/GL/GLX,
Furgonetas Terra, 1986-

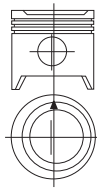
Cyl.
4
65.00

31.65
-2.45
62.15

20
54

 1.5 Cr
 2
 3.947 Cr

Std. 0.40 0.60 1.00
10 8138
12 8115



S