

HANOMAG

Diesel Motor D 14 R
1399 ccm, 14 kW (19 PS), 20:1
Diesel Motor D 21 R
2097 ccm, 20 kW (27 PS), 20:1
Diesel Motor D 28 R
2799 ccm, 25.5-33 kW (35-45 PS), 20:1
Vehicle Tractor R 19, R 27, R 27 RC,
R 35 A/B-RC-S, Granit, 1953-1963

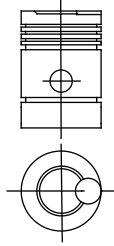
Cyl. 2/3/4
74.6
-4.00 / -5.35
90.00
129.6

30
76

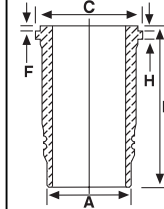
3 Cr
 3
 3
 5.5
 5.5

A = 102
C = 112
L = 212.4
H+F = 7.1+0.4

Std.
10 3108
12 3121
14 3104



Combustion Bowl 55.50 - 25.75



H

Diesel Motor D 132 R
2360 ccm, 35 kW, (48 PS), 22.5:1
Vehicle Granit 500 E 1967-1970
Diesel Motor D 142 R
3140 ccm, 42 kW, (58 PS), 22.5:1
Vehicle Granit 500 E 1967-1970
Diesel Motor D 162 R
4710 ccm, 62 kW, (85 PS), 22.5:1
Vehicle Granit 500 E 1967-1970

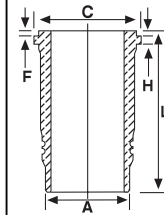
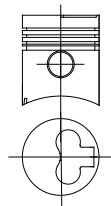
Cyl. 3/4/6
65.3
-2.9
100.00
121.3


32
81.5

2.5 Cr
 2.5
 2.5 Mo
 5

A = 110
C = 119
L = 202
H+F = 7+0.9

Std.
10 3110
12 3106
14 3105





ADA MOTOR

HANOMAG

Diesel Motor D 943

7206 ccm, 81-88 kW, (110-120 PS), 17.2:1

Vehicle B 11 C, 1972-

Diesel Motor D 963 B-K

10809 ccm, 113-132 kW, (151-180 PS), 17.2:1

Vehicle B 18, K 18, 55 D, L 600 D, 1972-

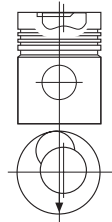
Cyl. 101
4/6 -0.5
128.00 -25.8
159

48
108

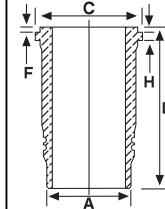
- 2.5 Cr
- 2.5
- 2.5
- 6 Cr

A = 144
C = 151.8
L = 278
H + F = 12.1 + 1.15

Std.
10 3115
12 3128
14 3107



Combustion Bowl 68.00



Diesel Motor D 943 A1

7206 ccm, 92 kW (125 PS), 17.2:1

Vehicle 44 D

Diesel Motor D 963 A1

10809 ccm, 147-157 kW (200-213 PS), 17.2:1, 140 mm

Vehicle L 700

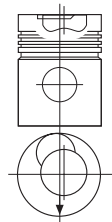
Cyl. 101.35
4/6 -0.65
128.00 -25.8
159.35

48
108

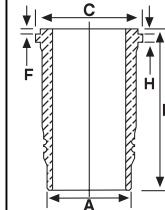
- 3.5 Cr
- 2.5
- 6 Cr

A = 144
C = 151.8
L = 278
H + F = 12.1 + 1.15

Std.
10 3118
12 3130
14 3107



Combustion Bowl 68.00



Diesel Motor D 963 A2

10809 ccm, 184-193 kW, (250-262 PS), 15.5:1

Vehicle 77 D,

Cyl. 101.35
6 -4.45
128.00 -5.45
-24
159.35

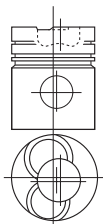
48
108

- 3.5 Mo
- 2.5
- 6 Cr

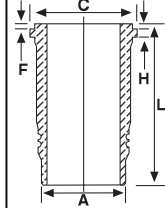
A = 144
C = 151.8
L = 278
H + F = 12.1 + 1.15

Std.
10 3116
12 3129
14 3107

CRP



Combustion Bowl 68.00



H