

ADA MOTOR

mm

LIAZ

Motor M 640, MS 640/F
 11940 ccm, 224-235 kW, (305-320 PS
 DIN), 15.6:1
Vehicle 100, 110, 111, 123, 140, 151,
 1979-

Cyl. 85
 6 -28
 130.00 149

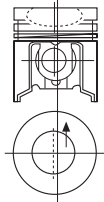
50
 107

3.5 Cr
 3
 5 Cr

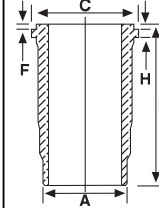
A = 146
 C = 156
 L = 276
 H + F = 8 + 0.7

Std.
10 4629
12 4652
14 4616

CRP



Combustion Bowl 75.00



L

Motor M 640, MS 640/F
 11940 ccm, 224-235 kW, (305-320 PS
 DIN), 15.6:1
Vehicle 100, 110, 111, 123, 140, 151,
 1979-

Cyl. 85
 6 -28
 130.00 149

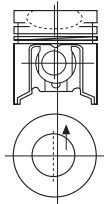
45
 107

3.5 Cr
 3
 5 Cr

A = 146
 C = 156
 L = 276
 H + F = 8 + 0.7

Std.
10 4630
12 4652
14 4616

CRP



Combustion Bowl 75.00

