

ADA MOTOR

mm

**JENBACHER**

type

Cyl. 107.9  
4/6 -39  
135.00 157

55  
111.8

- 3.5 Cr
- 3
- 3
- 5 Cr

Std.  
10 3632  
12 3623

CRP



**Motor Air Cooled - Dry Type**  
JW 440 KL, JW 40 L

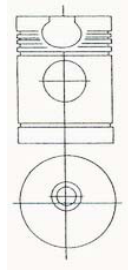
Cyl. 95  
2 -42  
125.00 158.5

48  
106

- 4 Cr
- 3.5
- 3.5
- 6 Cr
- 6

Std.  
10 3630  
12 3621

PRP



Combustion Bowl 33.00

**Motor Water Cooled - Wet**  
JW 10/12/20/20 M/20 K

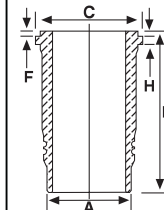
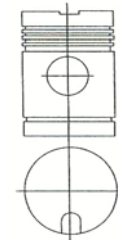
Cyl. 83.8  
1/2/3/4 -5  
125.00 158.8

45  
107

- 4 Cr
- 3.5
- 3.5
- 6 Cr
- 6

Std.  
10 3631  
12 3621  
14 3605

PRP



A =140  
C =153  
L =290.5  
H+F=14.15+0.5