

ADA MOTOR

mm

TATRA

Motor T-3 928
12660 ccm, 166 kW (226 PS)
Motor T-3 929
15825 ccm, 208 kW (283 PS)
Motor T-3 930
18990 ccm, 250 kW (340 PS)
Vehicle 815 1982-

Cyl. 85.00
8/10/12 -28.00
130.50

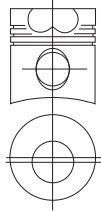
45
102

3.5 Cr
 3
 5 Cr

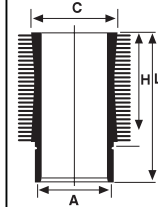
A=130
C=140
L=260
H=185

Std.
10 8910
12 8922
14 8903

CRP



Combustion Bowl 61.10



type.

Cyl. 84.80
8/10/12 -27.60
130.30

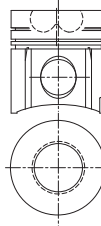
45
102

3.5 Cr
 3
 5 Cr

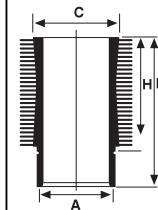
A=130
C=140
L=260
H=185

Std.
10 8912
12 2922
14 8903



CRP



Combustion Bowl 61.20



T



ADA MOTOR

mm





TATRA

type.

Cyl.
8

85.35
-26.15
140.85

45
102

-  3.5 Cr
-  3.5
-  3.5
-  6

A=130
C=140
L=265
H=185

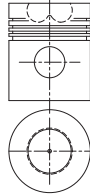
Std.

10 8914

12 8925

14 8905

120.00



Combustion Bowl 63.50

