

ADA MOTOR




KUBOTA

type.

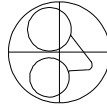
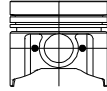
Cyl.

32.67
-0.45
-0.83
59.15

20
54

 1.5 Cr
 1.5
 3 Cr

67.00



mm

Std.

10 4921




12 4928

type.

Cyl.

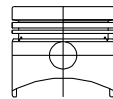
29.81
56.31

20
50

 1.5 Cr
 1.5
 3 Cr

72.00

BRP

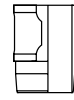




Std.

10 4922

12 4929

K



ADA MOTOR

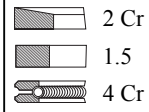
KUBOTA

type.

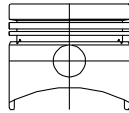
Cyl.

35.41
65.66

20
50



72.00



Std.

10 4923

12 4931

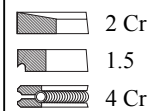
K

type.

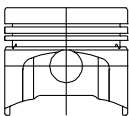
Cyl.

35.48
65.55

20
54





75.00



Std.

10 4924

12 4932



ADA MOTOR




KUBOTA

Diesel Motor
Tractor, Clark 725

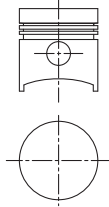
Cyl.
4

43.50
80.00

23
64

-  2.5 Cr
-  2
-  5 Cr

76.00



mm

Std. 0.50 1.00

10 4925




12 4933

type.

Cyl.

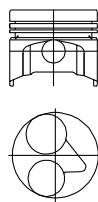
36.32
69.52

22
60

-  2 Cr
-  1.5
-  4 Cr

78.00

CRP
BRP





Std.

10 4926

12 4934

K



ADA MOTOR

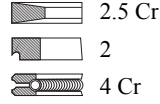
KUBOTA

Diesel Motor
1714 ccm, 40-43 kW (55-58 PS)

Cyl.

45.90
-2.70
85.00

25
71.1

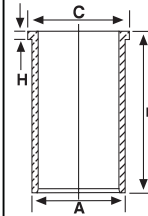
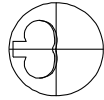
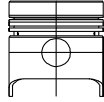


A=86.5
C=89
L=146
H=3.5

Std.
10 4927
12 4935
14 4905

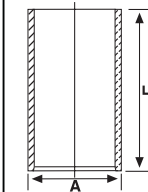
83.00

CRP



A=87.1
L=148

14 4906



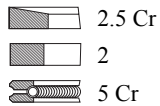
K

Diesel Motor V 2203
2197 ccm

Cyl.

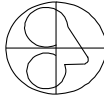
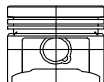
43.43
-1.20
-1.40
80.00

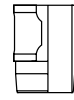


25
64



Std.
10 4928
12 4936

87.00





ADA MOTOR





KUBOTA

type.

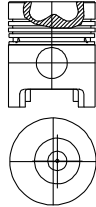
Cyl.

69.04
-21.60
118.99

35
80

-  2.5 Cr
-  2.5
-  2.5
-  5 Cr

98.00



Combustion Bowl 51.50

mm

Std.

10 4929

12 4938

K