




	Cylinder			Type	qpr Ref. No.	Size
	Diameter mm.	Number				
LOMBARDINI						
Engine 502/602, Engine 903, Engine 1204,	72,0	2 3 4	2,00 2,00 3,00	512 CR 542 563 CR	A50019.00 A50019.05 A50019.10	STD 0,50 1,00
Engine LDW 702/1003/1404	75,0	2 3 4	2,00 2,00 3,00	512 CR 522 563 CR	A50020.00 A50020.05 A50020.10	STD 0,50 1,00
Engine LA 300	76,0	1	2,00 2,00 4,00	512 CR 543 563 CR	A50015.00 A50015.05 A50015.10	STD 0,50 1,00
Engine 15LD 315	78,0	1	2,00 2,00 3,00	512 CR 512 IF 563 CR	A50026.00 A50026.05 A50026.10	STD 0,50 1,00
Engine LDA 520/522/523/525/527, /325	78,0	1	2,00 2,00 2,00 4,00	512 CR 512 IF 512 IF 563 CR	A50012.00 A50012.05 A50012.10	STD 0,50 1,00
Engine LDA80,	80,0	1	2,00 2,00 2,00 4,00	512 CR 512 IF 543 563 CR	A50005.00 A50005.05 A50005.10	STD 0,50 1,00
Engine LDA 530/532/533/535/537, /6LD 360	82,0	1	2,00 2,00 2,00 5,00	512 CR 512 IF 542 563 CR	A50011.00 A50011.05 A50011.10	STD 0,50 1,00
Engine 6LD 360	82,0	1	2,00 2,00 5,00	512 CR 512 IF 563 CR	A50009.00 A50009.05 A50009.10	STD 0,50 1,00
Engine 15LD 350 / 400	82,0	1	2,00 1,50 2,00	512 CR 522 563 CR	A50027.00 A50027.05 A50027.10	STD 0,50 1,00

	Cylinder			Type	qpr Ref. No.	Size
	Diameter mm.	Number				
LOMBARDINI						
Engine LDA 450 / 3LD 510	85,0	1	2,00 2,00 2,00 4,00	512 CR 522 IF 542 563 CR	A50013.00 A50013.05 A50013.10	STD 0,50 1,00
Engine 15LD 440	86,0	1	2,00 1,50 2,50	512 CR 522 563 CR	A50028.00 A50028.05 A50028.10	STD 0,50 1,00
Engine 6LD 400,	86,0	1	2,00 2,00 4,00	512 CR 522 563 CR	A50008.00 A50008.05 A50008.10	STD 0,50 1,00
Engine 11LD 535-3	88,0	3	2,00 2,00 4,00	512 CR 512 IF 563 CR	A50021.00 A50021.05 A50021.10	STD 0,50 1,00
Engine LDW 1503/1603/2004/2204	88,0	3 4	2,00 2,00 3,00	512 CR 512 IF 563 CR	A50025.00 A50025.05 A50025.10	STD 0,50 1,00
Engine LDA 710/713/715, Engine LDA 904, Engine 8LD 600-2	90,0	1 2	2,50 2,50 2,50 5,00	512 CR 512 IF 542 563 CR	A50018.00 A50018.05 A50018.10	STD 0,50 1,00
Engine 9LD 560-2,	90,0	2	2,00 2,00 4,00	512 CR 522 IF 563 CR	A50017.00 A50017.05 A50017.10	STD 0,50 1,00
Engine LDA 95/96/97/672/673/674	95,0	1 2 3 4	3,00 3,00 3,00 5,00	512 CR 512 IF 512 IF 563 CR	A50023.00 A50023.05 A50023.10	STD 0,50 1,00
Engine LDA 720/723/725/7LD 665/ 8LD 665/9LD 625,	95,0	1 2	2,50 2,50 5,00	512 CR 512 IF 563 CR	A50003.00 A50003.05 A50003.10	STD 0,50 1,00

	Cylinder			Type	qpr Ref. No.	Size mm-inch
	Diameter mm.	Number				
LOMBARDINI						
Engine LDA 914 / 7LD 665	95,0	1 2	2,50 2,50 2,50 5,00	512 CR 512 IF 512 IF 563 CR	A50004.00 A50004.05 A50004.10	STD 0,50 1,00
Engine LDA 100/LDA 832/LDA 834/ 4LD 705,	100,0	1 2 3 4	3,00 2,50 2,50 5,00	512 CR 522 IF 522 IF 563 CR	A50002.00 A50002.05 A50002.10	STD 0,50 1,00
Engine 5LD 824-2	100,0	2	2,50 2,50 3,50	512 CR 522 563 CR	A50007.00 A50007.05 A50007.10	STD 0,50 1,00
Engine LDA 820/4LD 820,	102,0	1	3,00 2,50 2,50 5,00	512 CR 522 522 563 CR	A50016.00 A50016.05 A50016.10	STD 0,50 1,00
Engine 5LD 930	106,0	3 4	2,50 2,50 2,50 5,00	512 CR 512 IF 543 563 CR	A50024.00 A50024.05 A50024.10	STD 0,50 1,00